

A retrospective single-institution analysis of stereotactic radiosurgery for patients with 10 or more brain metastases

Eireann Cosgriff, Rachel Stensmyr, Tim Wang, Harriet Gee, Eric Hau, Lucinda Burke, Najmun Nahar

Radiation Oncology Network, Western Sydney Local Health District, New South Wales, Australia

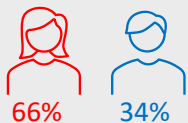
Background

- Emerging evidence that SRS for patients with 10 or more brain metastases is well tolerated and associated with a reduced risk of neurocognitive deterioration

Methods

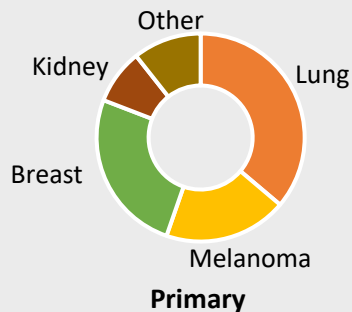
- Retrospective data analysis
- October 2020 and November 2025
- 47 patients that had received one course of linac-based SRS to 10 or more metastases

Demographics



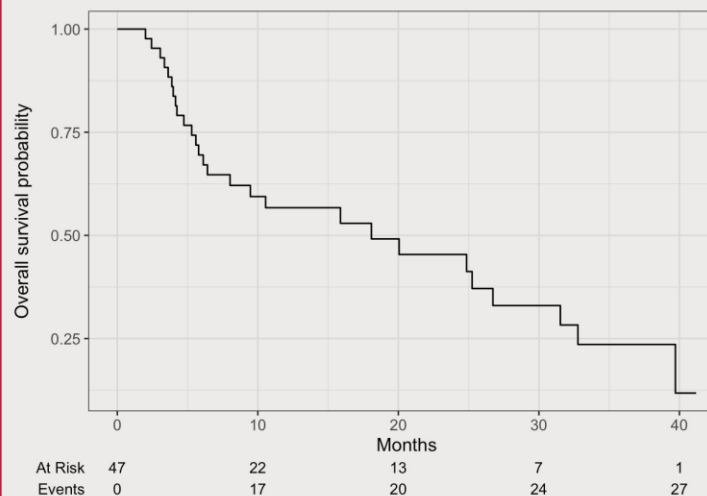
Median age:
62.5 yr (range 34-93)

Median number of PTVs: 13
(range 10-46; IQR: 11-19)



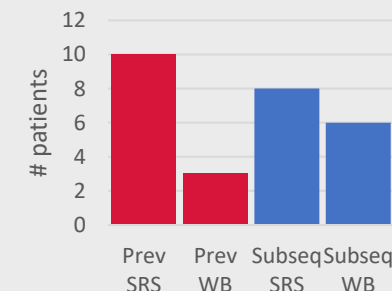
Results

- Median overall survival = 18.1 months



- Median cumulative volume: 12.9 cc
IQR: 6.9-24.3 cc
- Fractionation:
5# - 25 patients
3# - 16 patients
1# - 6 patients

- Median Whole Brain constraints:
V24 Gy - 43.7 cc (IQR 24.4-70.5 cc)
V20 Gy - 29.8 cc (IQR 17.5-43.5 cc)
V12 Gy - 19.2 cc (IQR 17.7-21.0 cc)
- Symptomatic RN confirmed in 3/47 patients
- Re-irradiation:



Conclusions

- SRS for these patients offers favourable outcomes